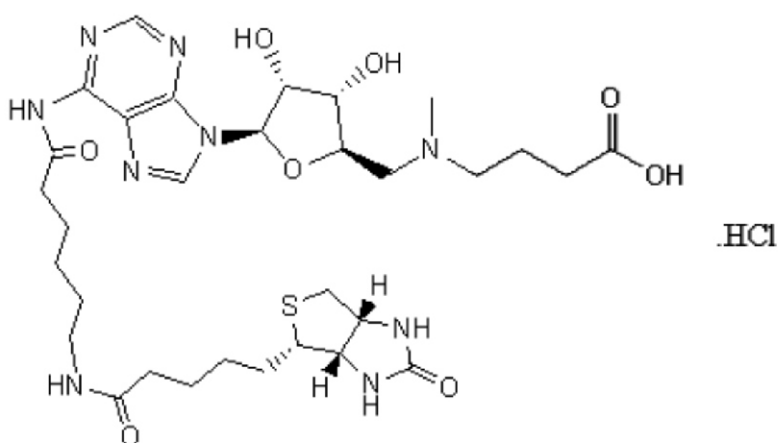


## Bio-6C-aza-SAM 1a/b/c

<b>Product name</b>	Bio-6C-aza-SAM 1a/b/c
<b>Catalog Number</b>	ACT00205-10/50/100
<b>Description</b>	Biotin-conjugated aza-SAM: Biotin is conjugated to the NH <sub>2</sub> of aza-SAM through 6-aminohexanoic acid.

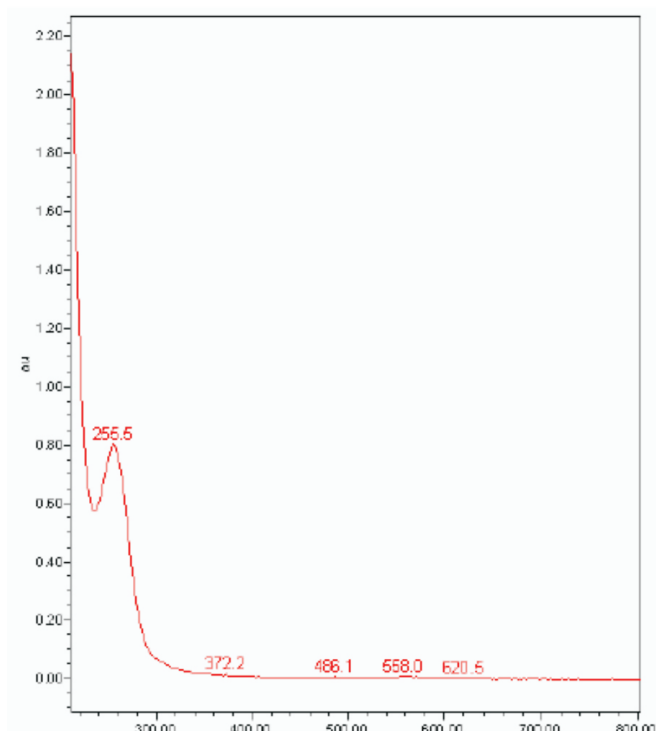
### Properties

<b>Form</b>	Liquid
<b>Molecular formula</b>	C <sub>31</sub> H <sub>48</sub> CLN <sub>9</sub> O <sub>8</sub> S
<b>Molecular Weight</b>	742.29
<b>Structure</b>	
<b>Storage instructions</b>	Store at -20°C
<b>Storage buffer</b>	PB 20mM pH 7.4 Proclin 0.1%
<b>Concentration</b>	0.5 mg/ml
<b>Purity</b>	100% (HPLC)



### Verification

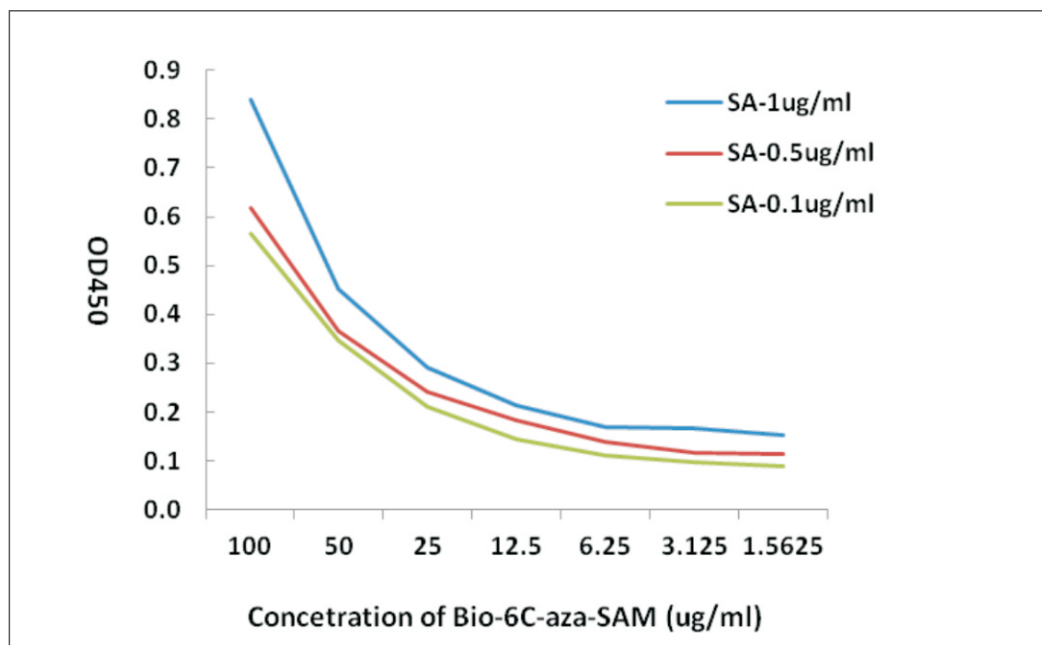
The ninhydrin colorimetry and thin layer chromatography methods were used to show reactions were complete and the conjugated products have the Aza-SAM component. Thorough purification was performed in each step to ensure removal of any non-conjugated materials. Ultraviolet absorption spectrum of the conjugated product showed a peak at 255.5nm. Aza-SAM UV absorption spectrum does not show any peak.



## Applications

The use of ACT00205-10/50/100 in the following application has been tested. Optimal concentrations should be determined by the end user. The product may be used in other not-yet-tested applications.

Application	Notes
Competitive ELISA (Plates coated with PLL-aza-SAM, SA, Mouse-anti-SAM antibody respectively)	NO DIFFERENCE BETWEEN BIOTIN CONJUGATED AND UNCONJUGATED SAM MOLECULES IN THEIR CAPABILITIES TO COMPETITIVELY BIND ANTI SAM ANTIBODY



**Figure 1** Streptavidin was coated on micro-plate, followed by Bio-6C-aza--SAM. HRP-anti-SAM antibody was then added and OD450 was read.